राष्ट्रीय परीक्षा एजेंसी
National Testing Agency
Excellence in Assessment

Ministry of Education
Government of India

PM YOUNG ACHIEVERS SCHOLARSHIP AWARD SCHEME FOR VIBRANT INDIA FOR OBCs AND OTHERS (PM YASASVI) ENTRANCE TEST 2022

Information Bulletin

https://yet.nta.ac.in

TABLE OF CONTENTS

Chapter	Chapters	Page Number
A	**IMPORTANT INFORMATION AT A GLANCE**	2
1	Introduction	6
2	YASASVI Entrance Test	8
3	Eligibility Requirements	9
4	Instructions for filling Online Application Form	13
5	Admit Card & Schedule of the Examination	18
6	Barred Items	20
7	Information for Parents/Guardians	21
8	Conduct of Examination	22
9	Unfair Means Practices and Breach of Examination Rules	25
10	Post Examination Activites and Declaration of Result	27
11	Miscellaneous	29
	Annexures	
1	List of Examination Cities **(Annexure-I)**	31
2	Certificate regarding Physical limitation to write in an Examination **(Annexure-II)**	33
3	Self Declaration by the Candidate in lieu of Category **Certificate (Annexure-III)**	35
4	Replica of Application Form **(Annexure-IV)**	36
5	Computer Based Test **(Annexure-V)**	44

YOUNG ACHIEVERS SCHOLARSHIP AWARD SCHEME FOR VIBRANT INDIA(YASASVI)
YASASVI ENTRANCE TEST(YET) -2022
IMPORTANT INFORMATION AT A GLANCE
(Please refer to Information Bulletin for details)
Important Dates:

EVENTS	DATES
Online Submission of Application Form	**27.07.2022 to 26.08.2022(Upto 05.00 PM)**
Correction Window	**27.08.2022 to 31.08.2022**
Display of Admit Cards from NTA website	**05.09.2022 onwards**
Date of Examination	**11.09.2022(Sunday)**
Mode of exam	**Computer Based Test (CBT)**
Timing of Examination	**02.00 PM to 05.00 PM**
Duration of Examination	**3 hours**
Exam fee	**No exam fee is to be paid by the candidates**
Exam Centre	**As indicated on the Admit Card**
Display of Recorded Responses and Provisional Answer Keys on the Website for inviting challenge(s) from interested candidates.	To be announced later through NTA website.
Declaration of Result on NTA Website	To be announced later through NTA website.
Website	https://yet.nta.ac.in; www.nta.ac.in ; https://socialjustice.gov.in

Candidates are requested to fill in the Application Form carefully. No corrections will be permitted once the correction period is over

Note: Multiple Application Forms submitted by a candidate will not be accepted at any cost.

1. Candidates must read carefully the Instructions (including how to fill up the Application Form online) given in the Information Bulletin available on the NTA Website. Candidates not complying with the instructions shall be summarily disqualified.

2. Candidates can apply for **YET 2022 through the "Online" mode only at** https://yet.nta.ac.in The Application Form **in any other mode will not be accepted.**

3. **Instructions for filling Online** Application Form**:**

   Download Information Bulletin and Replica of Application Form. Read these carefully to ensure your eligibility.
   Follow the steps given below to Apply Online:

   Step 1: Registration Form:

Register Online and note down the system-generated Application Number. It will be required to complete the remaining Steps of the Application Form and for all future reference/correspondence.

Step 2: Application Form:

The Candidates can log in with the system-generated Application Number and Password for completing the Application Form including filling up of personal details, applying for the particular Class-Exam, choosing the Examination Cities, etc

Upload the scanned photograph, signature and certificates in the prescribed format and size.

i. **The recent photograph should be either in colour or black & white with 80% face (without mask) visible including ears against a white background.**
ii. Scanned photograph and signature should be in JPG/JPEG format (clearly legible).
iii. The size of the scanned photograph should be between 10 kb to 200 kb (clearly legible).
iv. The size of the scanned signature should be between 4 kb to 30 kb (clearly legible)

- Upload Category Certificate (or Undertaking to the effect that the candidate will produce the Category Certificate at the time of document verification) in PDF format and the size should be between 50 kb to 300 kb.
- Income Certificate in PDF format and the size should be between 50 kb to 300 kb.
- PwD certificate in the prescribed format(**Annexure II),**file size 50kb to 300kb if applicable.

[Note: The Candidate has to upload only his/her own photograph and signature as mentioned above (and not of anybody else) in a correct/proper manner, ***as the facility for correction will not be given after the mentioned correction period***.

Please check your photograph and signature before submission of the Application Form. In case the photograph or signature is blurred or not visible to identify the identity of the candidate then, the application will be rejected and no option for correction or revision will be permitted

- Download, save and print a copy of the Confirmation Page of the Application Form (which would be downloadable after completion of the application for future reference).
- All Steps can be done together in one sitting or in separate sittings.

4. Candidates shall ensure that the information entered by them in their respective online Application Form is correct.

5. ***All candidates must ensure that they have provided the correct e-mail address and mobile number.***

6. Information provided by the candidates in their respective online Application Forms, like, the name of the candidate, contact details, address details, educational qualification details, date of birth, choice of exam cities, etc. will be treated as final. **Any request for change in such particulars will not be considered by NTA under any circumstances.**

7. *NTA does not* edit/modify/alter any information entered by the candidates after completion of the application process under any circumstances. Any request for change in information thereafter will not be entertained. Therefore, candidates are advised to exercise utmost caution before filling up the correct details in the Application Form.

8. *NTA disclaims any liability that may arise to a candidate(s) due to incorrect information provided by him/her in his/her online Application Form.*

9. Candidates must ensure that their email address and mobile number to be registered in their online Application Form are their own or that of their parents/guardian, as relevant/important information/ communication will be sent by NTA through e-mail on the registered mail address and/or through SMS on the registered mobile number only. NTA shall not be responsible for any non-communication / miscommunication with a candidate in the email address or mobile number given by him/her other than his/her own.

   Candidates are advised to visit the NTA Website and also check their e-mails regularly for the latestupdates.

10. Candidates shall appear at their own cost at the Examination Centre on the date, shift, and time indicated on their Admit Cards issued by the NTA in due course, through its Website.

11. Role of NTA is confined to registration of candidates for the exam, admitting them to the exam, conducting the exam, in the prescribed mode, display of answer keys and inviting challenges, finalizing the answer keys, processing the results, hosting the score card and merit list. NTA has no role to play in award of scholarships.

Note:

i. The final submission of the Online Application Form will remain incomplete if all the steps are not complete. Such forms will stand rejected and no correspondence on this

account will be entertained.

ii. *The entire application process for YASASVI Entrance Test* ***- 2022*** *is online, including uploading of photograph and signature and printing of Confirmation Page, Admit Card, etc.* ***Therefore, candidates are not required to send/submit any document(s) including ConfirmationPage to NTA through Post/ Fax/WhatsApp/Email/by Hand.***

iii. *Usage of Data and Information: NTA/Government of India can use the data provided by the End Users (test taker in this case) for the internal purpose(s) including training, research and development, analysis, and other permissible purposes (s). However, this information is not for use by any third party or private agency for any other use.*

iv. *Candidates are advised to fill only one Application Form and to take utmost care while filling out the mobile number and e-mail address. Candidates are also advised to use the mobile number and email address that are accessible to them such as of their parent/ guardian.*

Brief Advisory regarding ongoing COVID-19 Pandemic:

Candidates are advised to carry only the following with them into the examination venue:

i. **Admit card along with Self Declaration (Undertaking) downloaded from the NTA Website (a clear printout on A4 size paper) duly filled in.**
ii. **A simple transparent Blue/Black Ball Point Pen.**
iii. **Additional photograph, to be pasted on the attendance sheet.**
iv. **Personal hand sanitizer (50 ml).**
v. **Personal transparent water bottle.**
vi. **Sugar tablets/fruits (like banana/apple/orange) in case the candidate is diabetic.**

Note:

1. In case it is found at any time in the future that the Candidate has used/uploaded the photograph and signature of someone else in his/ her Application Form/Admit Card or he/she has tampered with his/her Admit Card/result, it would be treated as Unfair Means (UFM) Practices on his/her part and the actions will be taken under the provisions of Unfair Means Practices, as detailed in the Information Bulletin.
2. **Candidates are NOT allowed to carry Instruments, Geometry or Pencil box, Handbag, Purse, any kind of Paper/ Stationery/ Textual material (printed or written material), Eatables and Water (loose or packed), Mobile Phone/ Earphone/ Microphone/ Pager, Calculator, DocuPen, Slide Rules, Log Tables, Camera, Tape Recorder, Electronic Watches with facilities of calculator, any metallic item or electronic gadgets/ devices in the Examination Hall/Room.**

CHAPTER 1: INTRODUCTION

About National Testing Agency (NTA)

The Ministry of Education (MoE), Government of India (GoI) has established the National Testing Agency (NTA) as an independent, autonomous, and self-sustained premier testing organization under the Societies Registration Act (1860) for conducting efficient, transparent, and international standardized tests in order to assess the competency of candidates for admission to premier higher education institutions.

About Ministry of Social Justice and Empowerment, Govt. of India

The vision of the Ministry of Social Justice and Empowerment is to build an inclusive society wherein members of the target groups can lead productive, safe and dignified lives with adequate support for their growth and development. It aims to support and empower its target groups through programmes of educational, economic and social development, and rehabilitation, wherever necessary.

In order to achieve its vision, the Ministry implements various Central Sector and Centrally Sponsored Schemes (CS/CSS) for vulnerable groups comprising Other Backward Class (OBCs), Economically Backward Class.

A Backward Classes Division has been constituted by the Ministry which is responsible for the policy, planning and implementation of programmes relating to the social and economic empowerment of OBCs.

Ministry has identified the key indicators for socio-economic development of OBC community by proposing an umbrella scheme for educational empowerment by giving all scholarship schemes a uniform pattern and platform to make it more competitive with other lucrative schemes to widen the network.

About Young Achievers Scholarship Award Scheme for Vibrant India for OBCs and others (YASASVI)

"PM YOUNG ACHIEVERS SCHOLARSHIP AWARD SCHEME FOR VIBRANT INDIA FOR OBCs AND OTHERS (PM –YASASVI)" is an umbrella Scheme for OBCs, EBCs and DNTs. It is a Central Sector Scheme for providing Top Class School Education to OBCs/EBCs & DNTs.

Scholarship under the scheme will be available for studies in India only and will be awarded by the Govt. of the State/Union Territory to which the applicant belongs, i.e, where he/she is domiciled.

The Top Class School can be Public (Cental/State/Local body) or aided Schools or private schools.

The award of scholarships is at two levels:

- For candidates who are in Class IX
- For candidates who are in Class XI

It proposes to conduct an exam for selection of candidates for award of the scholarships.

The Department of Social Justice and Empowerment under Ministry of Social Justice and Empowerment Government of India has entrusted the responsibility of conducting the YASASVI ENTRANCE TEST to NTA.

CHAPTER 2

YASASVI ENTRANCE TEST - 2022

The YET 2022 will be conducted for award of scholarships to OBC, EBS and DNT candidates studying in Class 9 and Class 11 in identified Top Schools .

Mode of Examination

YET 2022 will be conducted in Computer Based Test(CBT) mode.

Scheme of Examination

The Exam will be of Objective type with Multiple Choice Questions.

Section	Subject/Domain	No. of Questions	Marks for each correct answer	Total marks
A	Mathematics	30	4	120
B	Science	20	4	80
C	Social Science	25	4	100
D	General Awareness/Knowledge	25	4	100
		100		400
	Type of Questions	- Multiple Choice with 4 options - Only one correct response - No negative marking		
	Exam duration	3 hours		

Medium of Question Paper

The question paper will be Bilingual (Hindi and English)

Note: In case of any ambiguity in translation of any question, English version shall be treated as final.

Syllabus of Examination

NCERT Syllabus of Class 8th for admission in class 9th and NCERT Syllabus of Class 10th for admission in class 11$^{th.}$

CHAPTER 3

Eligibility Requirements

The eligibility requirements for appearing in the exam are as follows:

- Applicants should be Indian Nationals
- They should be belonging to OBC or EBC or DNT category.
- They should be studying in identified Top Class Schools.
- They should have passed Class 8 or Class 10(as the case may be) in 2021-22
- The annual income of the parents/guardian from all sources should not be more than Rs. 2.5 lacs
- Candidate applying for Class 9 Exam should have been born between 01-04-2006 to 31-03-2010 (both days inclusive).
- Candidate applying for Class 11 Exam should have been born between 01-04-2004 to 31-03-2008 (both days inclusive).
- Both boys and girls are eligible to apply. Eligibility requirements for girls are the same as for boys.

Provisions relating to Persons with Disability (PwD):

*As per Section 2(t) of the RPwD Act**, "Persons with Disability (PwD)**" means a person with long term physical, mental, intellectual, or sensory impairment which, in interaction with barriers, hinders his full and effective participation in society equally with others.*

According to Section 2(r) of the RPwD Act, 2016, ***"persons with benchmark disabilities"*** means **a person with not less than forty percent (40%) of a specified disability** where specified disability has not been defined in measurable terms and includes a person with disability where specified disability has been defined in measurable terms, as certified by the certifying authority.

The "***specified disabilities***", which are included in the Schedule of the RPwD Act, are as follows:

S. No.	Category	Type of Disability	Specified Disability
1.	Physical Disability	Locomotor Disability	a. Leprosy cured person, b. cerebral palsy, c. dwarfism, d. muscular

			dystrophy, e. acid attack victims.
		Visual Impairment	a. blindness, b. low vision
		Hearing Impairment	a. deaf, b. hard of hearing
		Speech & Language Disability	Permanent disability arising out of conditions such as laryngectomy or aphasia affecting one or more components of speech and language due to organic or neurological causes.
2.	Intellectual Disability		a. specific learning disabilities/perceptual disabilities: Dyslexia, Dysgraphia, Dyscalculia, Dyspraxia & Developmental Aphasia) b. autism spectrum disorder
3.	Mental Behaviour		a. mental illness
4.	Disability caused due to	i. Chronic Neurological Conditions	a. multiple sclerosis b. Parkinson's disease
		ii. Blood disorder	a. Haemophilia, b. Thalassemia, c. Sickle cell disease
5.	Multiple Disabilities		More than one of the above specified disabilities including deaf blindness

Facilities for PwD candidates to appear in the exam

As per the guidelines issued by the Department of Empowerment of Persons with Disabilities (Divyangjan) under Ministry of Social Justice & Empowerment issued from time to time on the subject: "Written Examination for Persons with Benchmark Disabilities", A candidate with one of the benchmark disabilities [as defined in Section 2(r) of RPwD Act, 2016], holding a Disability Certificate in the format prescribed in **Annexure-II**, is entitled to the following facilities:

a. *The facility of Scribe*, in case he/she has a physical limitation and a scribe is essential to write the Examination on his/her behalf, being so certified in the aforesaid format by a CMO/Civil Surgeon/ Medical Superintendent of a Govt. Health Care Institution. NTA will provide a scribe to eligible PwD candidates who had indicated the requirement in their application form**. Candidates will not be allowed to bring their own scribe.**

b. *Compensatory time* of **one hour** for Examination of **three hours** duration, whether such candidate uses the facility of Scribe or not.

Services of a Scribe:

As per the office memorandum of the Ministry of Social Justice and Empowerment (Reference: F.No. 34-02/2015-DD-III dated August 29, 2018), the PwD candidates who are visually impaired OR dyslexic (severe) OR have a disability in the upper limbs OR have lost fingers/hands thereby preventing them from properly operating the Computer Based Test platform may avail the services of a scribe (amanuensis).

The scribe will help the Candidate in reading the questions and/or keying in the answers as per the directions of the Candidate. A scribe will NEITHER explain the questions NOR suggest any solutions. PwBD candidates who desire to avail the services of a scribe need to opt for this during the online registration of YET – 2022.

It is to be noted that the Scribe will be provided by the National Testing Agency only. The candidate will NOT be allowed to bring his/her own scribe.

The Candidate cannot change the category, PwD status, after the submission of the Online Application Form, and in any case, no change will be entertained by NTA after the declaration of YET 2022 Scores. Therefore, the candidates are advised to fill the category / sub-category column very carefully.

General Information

YET 2022 is an Examination for selection of eligible candidates for award of scholarships under the YASASVI Scheme.

Merely appearing in YET 2022 does not confer any right to the candidate for award of scholarships.

The selection and award of scholarship is subject to fulfilling the eligibility Criteria, Eligibility, Rank in Merit List, verification of original documents and such other criteria as may be prescribed by the concerned State Govt. under the Scheme.

Applications of candidates submitting false and fabricated information will be rejected and such candidates will be further debarred from appearing in examinations conducted by NTA.

NTA reserves the right to withdraw permission granted inadvertently (if any), to any candidate who is not eligible to appear in the YET 2022, even though the Admit Card had been issued by the NTA.

In case of any ambiguity in interpretation of any of the instructions/ terms/ rules/criteria regarding determination of eligibility/conduct of examination/ registration of candidates/information contained therein, the interpretation of the NTA/MSJ&E (as the case may be), shall be final and binding.

CHAPTER 4

Instructions for filling online Application Form

Candidates have to apply for YET-2022 "Online" ONLY by accessing the website: https://yet.nta.ac.in . The Application Form other than online mode would not be accepted in any case. Only one application is to be submitted by a candidate. More than one application i.e. multiple Application Forms submitted by a candidate will be rejected.

It is suggested that the candidate should keep the following ready before filling of the online Application Form:

- A computer with proper internet connectivity;
- The particulars of a valid Government ID proof;
- The Date of Birth;
- Govt Identity Details like Aadhaar Number (last 4 digits)/Passport number/Ration Card Number/ Bank Account Number/PAN Number/ Other valid Govt ID/Identity Card issued by the Schools etc;
- Educational/Qualification details;
- Scanned clear passport photograph in JPG/JPEG format (size between 10 kb–200 kb) either in colour or black & white with 80% face (without mask) visible including ears against white background;
- Scanned clear signature in JPG/JPEG format (size between 4 kb–30 kb;
- Scanned copies of the category certificate, income certificate and PwD certificate, if applicable. (size 50 kbs to 300 kbs);
- List of City of your Choice (**Refer Annexure-I**);
- A valid e-mail ID as important communications will be made in this e-mail ID;
- A valid mobile number as important information via SMS will be sent to this number.

Information Bulletin and Replica of Application Form may be downloaded and read carefully by the candidate to ensure about his/her eligibility and acquaint themselves with requirements for submission of Online Application Form.

In order to avoid correction in the particulars at a later stage, the candidate should *exercise utmost caution while filling up the details in the Application Form.*

Check List for filling the Online Application Form:

The candidates are advised to ensure the following points before filling the Online Application Forms:

(i) Whether they fulfill the eligibility conditions for the Test as prescribed under the heading 'Conditions of Eligibility'.
(ii) That they have filled their gender and category in the relevant column correctly.
(iii) That they have filled their City of Examination in the relevant column correctly.

(iv) That the Person with Disability (PwD) candidate has filled the relevant column in the Online Application Form.

(v) Whether they have kept a Printout of Application Form (confirmation page) for their own record.

Steps to be followed to Apply Online:

Step-1: Register for Online submission of form using your own Email ID and date of birth and note down system generated Application Number.

Step-2: Complete the Online Application Form and note down the system generated Application Number. Upload legible scanned images of:

(i) A recent photograph (in jpg/ jpeg file, size 10Kb – 200Kb) either in colour or black & white with 80% face (without mask) visible including ears against white background;

(ii) Candidate's signature (file size: 4kb - 30kb);

(iii) Category Certificate (file size: 50kb - 300kb);

(iv) Income Certificate and (file size: 50kb - 300kb);

(v) PwD Certificate (file size 50 kb-300 kb), if applicable.

Both the Steps can be done together or in separate sittings.

After (successful completion of Step-2, Confirmation Page of the Application Form, should be downloaded and a printout of the same may be retained for future reference.

The application will be deemed to be complete and submitted only when the form is filled in completely and the necessary documents are uploaded. In case the necessary documents are not uploaded, the form will be deemed to be not submitted and hence you will not be considered a candidate for the exam and no Admit Card will be issued to you. Hence, take care to see that you fill all the mandatory fields and also upload the required documents before you leave the system. Print the Confirmation Page without fail and keep a copy for your record.

Note:

(i) All the candidates who have submitted the online application till last date will be allowed to appear in YET-2022 and their admit cards will be uploaded on the website as per schedule.

(ii) NTA does not verify the information filled by the candidates in the Application Form nor does it verify any certificate of category/educational qualification for deciding the eligibility of candidates.

(iii) The certificates of educational qualification, category and PwD Status (wherever applicable) will be verified by the concerned State Govt./Competent Authority before award of scholarship. The candidates are, therefore, advised to ensure their eligibility and the category as well as PwD Status (wherever applicable) at the time of submission of application.

(iv) The NTA will, in no way, be responsible for any wrong/incorrect information furnished by the candidate(s) in his/her Online Application Form. The letter/e-mails/WhatsApp Message/Public Grievance in this regard will not be entertained by the NTA.

Procedure for Filling Application Form

Step I: Registration Page
Fill in the basic information and note down the system generated Application No. **(i)** Candidate's Name/ Mother's Name/ Father's Name: Provide Candidate's Name, Mother's Name, Father's Name as given in the School records **(ii)** Date of Birth: dd/mm/yyyy Provide Candidate's date of birth as recorded in School records **(iii)** Mobile Number and e-mail Address: Candidates must provide own Mobile Number or that of their parents/guardian and e-mail address. ***Note: Only one e-mail address and one Mobile Number are valid for one application***
Step II: Fill in the complete Application Form
Fill in the complete Application **Note:** (i) **Other Backward Classes (OBC) - Non-Creamy Layer as per the Central List of Other Backward Classes available on National Commission for Backward Classes (NCBC), Government of India website (www.ncbc.nic.in).** Thus, the candidates falling in this list may mention OBC in the Category Column. **State list OBC Candidates who are not in OBC-NCL (Central List) must not choose OBC-NCL.** (ii) Provide complete postal address with PIN Code (Correspondence Address as well as Permanent Address) for further correspondence. PIN code of Correspondence Address should be given in the space provided for this purpose. ***Note: The NTA shall not be responsible for any delay/loss in postal transit or for an incorrect Correspondence address given by the Applicant in the Application Form.*** **Choice of Cities for Examination Centres:** The City of Examination Centres where the test shall be conducted are given at **Annexure-I. It is mandatory for candidates to select four cities of their choice while filling Online Application Form of YET 2022.** Effort will be made to allot Centre of Examination to the candidates in order of the City choice opted by them in their Application Form. However, due to administrative reasons, a different city of nearby area may be allotted. Allotment of Centre is made by computer and there is no human intervention. Choices once exercised will not be changed under any circumstances.

Uploading of scanned images

(i) **Candidate's Photograph: to be uploaded**

- Photograph should not be with cap or goggles. Photograph should cover 80% face (without mask) visible including ears against white background.
- Spectacles are allowed if being used regularly.
- **Polaroid and Computer generated photos are not acceptable.**
- **Applications not complying with these instructions or with unclear photographs are liable to be rejected.**
- **Candidates may please note that if it is found that photograph uploaded is fabricated i.e. de- shaped or seems to be hand-made or computer made, the form of the candidate will be rejected and the same would be considered as using unfairmeans and the candidate would be dealt with accordingly.**
- Application without photograph shall be rejected. The photograph need not be attested. Candidates are advised to take 6 to 8 passport size coloured photographs with white background.

Note: Passport size photograph is to be used for uploading on Online Application Form and also for pasting on Attendance Sheet at the Examination centre.

- **The candidate should scan his/her passport size photograph for uploading**. File size must be between 10 kb to 200 kb.

(ii) **Candidate's Signature : to be uploaded**

The candidates are required to upload the full signature in **running hand** writing in the appropriate box given in the Online Application Form. Writing full name in the Box in Capital letters would not be accepted as signature and the Application Form would be rejected. Further, unsigned Online Application Forms will also be rejected.

- **The candidate should put his full signature on white paper with Blue/Black Ink pen and scan for uploading.**
- File size must be between 04 kb to 30 kb.

Note: Candidate must ensure that the uploaded images are clear and proper.

(iii)Category & Income Certificate to be uploaded :

- Category Certificate and income certificates shall have to be uploaded in the PDF format alongwith the Application Form (size should be between 50 kb to 300 kb).
- In case the Category/income Certificate is not available at the time of submission of Online Application, an Undertaking to the effect that the candidate will produce the Category/income Certificate at the time of document verification.

Income Certificate to be uploaded (Optional):

- Income Certificate should be uploaded in the PDF format.
- Size should be between 50 kb to 300 kb.

Note:

- Candidates are advised to verify the correctness of the information provided by them by previewing the online application form before pressing submit button. If required candidates may edit their application form before submission.
- Only one application should be submitted by a candidate.
- Once finally submitted, details filled in certain specific fields may be changed only during correction window. After that no communication in this regard will be entertained.
- Registration will be treated as complete when the application is submitted.

Important Points to Note:

- **The candidate should not give the postal address, Mobile number or email ID of any coaching centre or internet café in the online application form.**
- **Online Application Form cannot be withdrawn once it is submitted successfully.**
- Application Form of candidates who do not fulfill the eligibility criteria shall be rejected.
- A candidate is allowed to **submit only one Application Form. If a candidate submits more than one Application Form, the candidature is likely to be cancelled.**
- **Request for change in any particular in the Application Form shall not be entertained after closing of the correction window/period.**
- The Cities of Examination Centres where the test shall be conducted are given in the Information Bulletin.The Cities indicated for the entrance Examination should be carefully chosen by the candidate, as no change will be allowed once application is submitted.
- In case a candidate is found providing incorrect information or the identity is proved to be false at any time in the future, the candidate shall face penal action as per the law.
- The Candidates are not required to send/ submit the confirmation page of Online Application Form to the NTA. However, he/she is advised to retain the following documents with them as reference for future correspondence:

(i)At least four printouts of the Confirmation Page of Online Application Form.

(ii)Photographs (same as uploaded on the Online Application Form).

The name on the photo identification must match with the name as shown on the Admit Card. If the name has been changed, candidate must show the relevant document at the time of exam.

CHAPTER 5: ADMIT CARD & SCHEDULE OF THE EXAMINATION

The e-Admit Card would be issued provisionally to the candidates through the NTA website: https://yet/nta.ac.in , subject to the fulfillment of the eligibility conditions.

The candidate has to download the Admit Card from the NTA website. The candidate will appear in the examination at the given Centre on the date and timing as indicated in his/her e-Admit Card.

No candidate will be allowed to appear at the examination Centre, other than that allotted to him/her in his/her Admit Card.

In case a candidate is unable to download his/her Admit Card from the website, he/she should approach the NTA Help Line Number: **011-40759000, 011 6922 7700 between 10.00 am and 5.00 pm.**

The candidates are advised to read the instructions on the Admit Card carefully and strictly follow them during the examination.

In case of any discrepancy in the particulars of the candidate or his/her photograph and signature shown in the e-Admit Card and Confirmation Page, the candidate may immediately **approach the NTA Help Line between 10.00 am and 5.00 pm. In such a case, the candidate would appear in the examination with the already downloaded Admit Card. However, NTA will take necessary action to make corrections in the record later.**

Note:

a. *The Candidates may please note that Admit Cards will not be sent by post.*
b. *In no case, the duplicate Admit Card for YASASVI Entrance Test 2022 would be issued at the Examination Centres.*
c. *The candidates must not mutilate the Admit Card or change any entry made therein.*
d. *Candidates are advised to preserve their Admit Cards in good condition for future reference.*
e. *No Admit Card shall be issued to the candidates whose applications are found to be incomplete for any reasons (including indistinct/ doubtful photographs/unsigned Applications) or who do not fulfill the eligibility criteria for the examination.*
f. *Issue of Admit Cards, however, shall not necessarily mean acceptance of eligibility which shall be further scrutinized at subsequent stages of the process.*

SCHEDULE OF EXAMINATION

Date of Examination	**11.09.2022(Sunday)**
Mode of Examination	**CBT**
Timing of Examination	**02.00 PM to 05.00 PM**
Duration of Examination	**3 hours**
Latest entry time into the centre	**01.30 PM**

CHAPTER 6

BARRED ITEMS

Candidates are not allowed to carry the following items inside the examination centre under any circumstances. Candidates will be subjected to extensive and compulsory frisking before entering the exam centre with the help of hand held metal detectors.

- Any stationery item like textual material (printed or written) bits of papers, geometry/pencil box, Plastics Pouch, calculator, pen, scale, writing pad, pen drives, eraser, electronic pen or scanner etc
- Any communication device like mobile phone, blue tooth, earphones, micro phone, pager, health band etc
- Other items like wallet, goggles, handbags, belt, cap etc
- Any watch or wristwatch, bracelet, camera etc
- Any ornaments /metallic item
- Any food item opened or packed
- Any other item which could be used for unfair means, by hiding communication device like microchip, camera, blue tooth device etc.

No arrangement will be made at the centres for keeping any articles, /items belonging to the candidates.

In case any candidate is found in possession of any of the barred items inside the centre it will be considered as use of Unfair Means and action will be taken against the candidate in accordance with the relevant provisions.

CHAPTER 7

INFORMATION FOR PARENTS/GUARDIANS

It is expected that parents/guardians will guide their wards appropriately on the following issues before leaving home for appearing in YET 2022

Candidates should avoid coming with more than one escort (parent/ guardian). Escorts shall remain outside the gate during the conduct of the examination and therefore it shall be their responsibility to maintain all health and safety norms with respect to COVID-19.

Candidate will not be allowed to enter the exam centre after 1.30 pm. Therefore, the candidate shall leave home well in advance, taking into consideration various factors such as traffic, location of the centre and weather conditions etc. It would be appropriate to visit the centre a day before the examination to confirm the location, distance etc to avoid any problem of reaching late at the centre and then not being allowed to appear in the examination.
Candidate will follow all the instructions and maintain discipline in the examination hall.
Candidate will not breach any examination rule.
Candidate will not use or promote any unfair means activity during the examination.
Candidate will not be allowed to leave the exam hall till all the candidates complete the examination.
Candidate is advised not to attend examination on an empty stomach.
In case the candidate finds another candidate using unfair means in the examination, the same will be immediately informed to the invigilators on duty.
Candidate are permitted to bring only the following items, to the examination centre:

- Admit card with (with Self Declaration on it downloaded from NTA website) with passport size photograph and thumb impression affixed on it
- One passport size photograph to be affixed on attendance sheet
- Valid and original Photo ID proof
- Personal hand sanitizer (50ml)
- Drinking water in a personal transparent water bottle
- Face mask and gloves
- A simple transparent ball point pen

A candidate will not bring any barred items to the centre.
Candidate will co-operate in frisking with the staff at Examination Centre.
Candidate will report at the centre at the time indicated on his/her admit card to make themselves available for compulsory frisking and completing other registration procedures.
Candidates are advised to regularly visit website https://yet.nta.ac.in and also check registered email /SMS for any update regarding examination.
In case your ward is found breaching any of the above mentioned rules, your ward will not be permitted to enter the examination centre and will not be allowed to appear in the examination.
If your ward indulges in any unwanted activities, he/ she shall be debarred from taking this examination as per rules and shall also be liable for criminal action and or any action as may be deemed fit by NTA.

CHAPTER 8:

Conduct of the Examination

Important Instructions for Candidates

a. The candidates are advised to read the instructions on the Admit Card carefully and follow them strictly. They are also advised to read and follow, relevant instructions relating COVID-19 preventive/safety measures given at NTA website.

b. Candidates MUST carry the following documents alongwith them to the Centre: appear in the examination.

i. Print copy of Admit Card downloaded from NTA Website,
ii. One passport size photograph (same as uploaded on the Online Application Form) for pasting on the specific space in the attendance sheet at the Centre during the Examination,
iii. Any one of the authorized Govt. photo IDs (must be original & valid), viz. School Identity Card/ PAN card/ Passport/ Aadhaar Card (with photograph)/ Aadhaar Enrolment No/ Ration Card
iv. PwD certificate issued by the Competent Authority, if claiming relaxation/facility under PwD category.

If the name has been changed due to events such as marriage, candidate must show the relevant document at the time of exam. Marriage Certificate / Divorce / Decree / Legal Name Change Document.

v. A simple transparent black/blue ball point pen.

c. Candidates should not be in possession of any material listed in the list of prohibited material.

d. Candidates are not allowed to carry any baggage inside the Examination Centre. NTA will not be responsible for any belongings stolen or lost at the premises.

e. The candidates shall report at the Examination Centre at the **time mentioned on the Admit Card** so as to avoid crowding at the **Examination Centre**.

f. Candidates shall not be permitted to enter in the Examination Centre after 01:30 P.M.

g. The candidate must show, on demand, the Admit Card for entry in the

Examination room/hall. A candidate who does not possess the valid Admit Card shall not be allowed to enter the Examination centre.

h. Candidates should take their seat immediately after opening of the Examination hall on their allotted seat. If not they are likely to miss some of the general instructions to be announced in the Examination Rooms/Halls. The NTA shall not be responsible for any delay.

i. Any candidate found to have changed room/hall or the seat on his/her own other than allotted would be considered as a case of Unfairmeans and the candidature shall be cancelled and no plea would be accepted.

j. The candidate must sign and paste the photograph on the Attendance Sheet at the appropriate place.

k. The candidate should ensure that the question paper available on the computer is as per the opted Subject Code/ Discipline indicated in the Admit Card. In case, the subject of question paper is other than the opted paper, the same may be brought to the notice of the Invigilator concerned.

l. All calculations/writing work are to be done only in the rough sheet provided at the centre in the Examination Room/Hall and on completion of the test candidates must hand over the rough sheets to the invigilator on duty in the Room/Hall.

m. No candidate, without the special permission of the Centre Superintendent or the Invigilator concerned, will leave his/her seat or Examination Room/Hall until the full duration of the paper is over. Candidates must follow the instructions strictly as instructed by the Centre Superintendent/Invigilators.

n. The candidates are to be governed by the Rules and Regulations/Instuction of the NTA with regard to their conduct in the Examination Hall. All cases of Unfair means will be dealt with as per rules.

Centres for YET-2022

Candidates are advised to familiarize themselves with the location of test centre and plan travel time accordingly. Candidates have to reach the test centers on or before the reporting time. Candidates may note that late entry to the Examination premises is not permitted under any circumstances.
NTA shall not be responsible for any delayed arrival of the candidate in reaching the centre due to any reason.

Biometric information of all the candidates shall be captured.

Identity checks will be made upon arrival at the test centre to ensure that there are no unauthorized candidates appearing for the test. Candidates are required to cooperate with the security personnel for security checks.
Please note that only registered candidates will be allowed at the Examination Centre.

Friends or relatives accompanying the candidates shall not be allowed entry in the test centre under any circumstances and will not be allowed to contact the candidate while the Examination process is going on.

The candidates may approach the Centre Superintendent/Invigilator in the room for any assistance, first aid emergency, or any other information during the course of the examination.

In case a candidate, furnishes false information, his/her candidature will be cancelled and his/her result will not be declared.

For those who are unable to appear on the scheduled date of test for any reason, re-test shall not be held by the NTA under any circumstances.

Note: Candidates shall appear at their own cost at the Centre on the date as indicated in their Admit Card issued by the NTA. Under no circumstances the choice of cities for the Centre provided in the Admit Card shall be changed.

CHAPTER 9

UNFAIR MEANS PRACTICES AND BREACH OF EXAMINATION RULES

Definition

Unfair Means practice is an activity that allows a candidate to gain an unfair advantage over other candidates. It includes, but is not limited to:

a) Being in possession of any item or article which has been prohibited or can be used for unfair practices including any stationery item, communication device, accessories, eatable items, ornaments, or any other material or information relevant or not relevant to the examination in the paper concerned;
b) Using someone to write examination (impersonation) or preparing material for copying;
c) Breaching examination rules or any direction issued by NTA in connection with YET – 2022 examination;
d) Assisting other candidates to engage in malpractices, giving or receiving assistance of any kind directly or indirectly or attempting to do so;
e) Contacting or communicating or trying to do so with any person, other than the Examination Staff, during the examination time in the Examination Centre;
f) Threatening any of the officials connected with the conduct of the examination or threatening any of the candidates;
g) Using or attempting to use any other undesirable method or means in connection with the examination;
h) Manipulation and fabrication of online documents viz. Admit Card, Score Card, Self- Declaration, etc.;
i) Forceful entry in /exit from Examination Centre/Hall;
j) Use or attempted use of any electronic device after entering the Examination Centre;
k) Affixing/uploading of wrong/morphed photographs/signatures on the Application Form/Admit Card;
l) Creating obstacles in smooth and fair conduct of the examination.
m) Any other malpractices declared as Unfair Means by the NTA.

Punishment for using unfair means practices

During the course of, before, or after the examination if a candidate indulges in any of the above or similar practices, he/she shall be deemed to have used unfair practices and booked under UNFAIR MEANS (U.F.M.) case.

Cancellation of Result

Candidates who adopt Unfair Means are liable to be disqualified and their result is liable to be cancelled.

The result of YET **- 2022** of the candidate(s) who indulge in unfair means Practices will be cancelled and will not be declared. Similarly, the result of those candidates who appear from the Centre other than the one allotted to them or allow another candidate/person to write the exam on his behalf will be cancelled. No plea will be entertained in this regard.

They may also be debarred from appearing in future Exams conducted by NTA.

CHAPTER -10
POST EXAMINATION ACTIVITIES AND DECLARATION OF RESULT

DISPLAY OF ANSWER KEY FOR CHALLENGE:

a) The NTA will display the recorded responses of the candidates and provisional Answer Key of the questions, giving an opportunity to the candidates to challenge, in case of any doubt in the answer key on the website https://yet.nta.ac.in. For exact date of display of Answer Key, candidates may regularly check updates on NTA website after the examination.

b) Candidates will be given an opportunity to make online challenge, within a specified period, against the provisional Answer Key on payment of non refundable processing fee of Rs.200/- per answer challenged.

c) Challenges made by the candidates will be verified by the NTA with the help of panel of subject experts. If found correct, the answer key will be revised accordingly. Based on the revised Final Answer Key, result will be prepared and declared.

d) No individual candidate will be informed about the acceptance/non-acceptance of his/her challenge.

e) The key finalized after the challenge will be final.

EVALUATION CRITERIA:

There is no negative marking for a wrong answer.

On examining of the representations by the subject experts, if it is found that more than one option are correct, then marks will be awarded to all those candidates who have attempted any one of the correct options.

If all options are found to be correct – Full marks to be awarded to all students, who have attempted the question.

If none of the options is correct/Question is found to be wrong – All students who appeared in the exam would be awarded full marks.

DECLARATION OF RESULT:

The National Testing Agency will evaluate the Answer Sheets using standard procedure and

declare the results. The respective Score Card can be downloaded by individual candidates through their login on the website https://yet.nta.ac.in/ Date of declaration of result will be hosted on NTA website.

Results will be published by NTA on its website. Individual Score cards will be uploaded on the NTA website.

MERIT LIST

State wise Merit List will be prepared by NTA and hosted on its website.

INTER-SE-MERIT OF CANDIDATES IN CASE OF A TIE:

In case the total marks scored by two or more candidates in YET 2022 are equal, the inter-se merit shall be determined as follows:

- Older in age
- Application number in ascending order

Re-Evaluation/Re-Checking of Result

There shall be no re-evaluation/re-checking of the result. No correspondence in this regard shall be entertained.

CHAPTER 11
MISCELLANEOUS

COMMON SERVICES CENTRES/FACILITATION CENTRES

Candidates, who are not well conversant to submit the online application due to various constraints, can use the services of Common Services Centre, Ministry of Electronics and Information Technology, Government of India under the Digital India initiatives of Hon'ble Prime Minister. The Common Services Centre (CSC) scheme is a part of the ambitious national e-Governance Plan (NeGP) of Government of India and is managed at each village panchayat level by a Village level Entrepreneur (VLE)

There are more than 1.5 lakhs Common Services Centres (CSC) across the country which will provide the desired support to candidates from urban as well as rural areas in online submission of Application Form and payment of fee through e-wallet. The list of the Common Services Centre is available on website: www.csc.gov.in.

Note: *To know nearest Common Services Centre, please open link* http://gis.csc.gov.in/locator/csc.aspx

CAUTION NOTICE

Candidates are advised to refer to website https://yet.nta.ac.in/ for authentic information and periodic updates about YET 2022.

Candidates are advised to be carefull about any wrong information/false claim of any person or institute regarding YET 2022 Examination or securing a seat on the basis of its Result.

Candidates are advised to bring any such information to the notice of NTA through e-mail on yet@nta.ac.in

NON-DISCLOSURE AGREEMENT (NDA)

YET-2022 is a proprietary Examination and is conducted by NTA on behalf of MSJ&E, Govt. Of India. The contents of this exam are confidential, proprietary and are owned by NTA and explicitly prohibits the candidate from publishing, reproducing or transmitting any or some contents of this test, in whole or in part, in any form or by any means, verbal or written, electronic or mechanical or for any purpose. Hangouts, Blogs etc. using either one's own account or proxy account (s).

By registering for and /or appearing in YET 2022, the candidate explicitly agrees to the above Non-Disclosure Agreement and general terms of use for YET 2022 as contained in this Information Bulletin & website https://yet.nta.ac.in/

Violation of any act or breach of the same shall be liable for penal action and cancellation of the candidature at the bare threshold.

Correspondence with NTA

All the correspondence should preferably be addressed by e-mail. The email query shall be addressed only if it is not anonymous and contains the name, postal address, and contact number of the sender. An email containing vague or general queries and other queries as contained in the Information Bulletin shall not be entertained. Queries shall not be entertained from a person claiming to be representatives, associates, or officiates of the applicant candidate. The following information shall not be revealed by phone or email:

- Internal documentation/status.
- The internal decision-making process of NTA. Any claim/counterclaim thereof.
- Dates and venue of internal meetings or name of the staff/officers dealing with it.
- Any information which cannot be revealed in the opinion of NTA.

VALIDITY OF RESULT:

The validity of the result of YET 2022 shall be for award of scholarships for the academic year 2022-23 only.

LEGAL JURISDICTION:

All disputes pertaining to the conduct of YET-2022 including results shall fall within the jurisdiction of Delhi only. Further, any legal question arising out of the Examination shall be entertained only when raised within 30 days from the declaration of result.

The Director (Administration) of the NTA shall be the official by whose designation the NTA may sue or be sued.

RETENTION POLICY:

The records of YET 2022 would be preserved up to 90 days from the date of declaration of result.

Award of Scholarship

The Policy of award of scholarship, as announced by the Competent Authority of the concerned State Govt/Ministry of Social Justice and Empowerment, Govt. of India shall be followed. NTA has no role to play in the award of scholarship.

Annexure 1

List of Examination Cities

STATE	SR. NO	CITY
ANDHRA PRADESH	1	AMARAVATHI
ANDHRA PRADESH	2	NELLORE
ANDHRA PRADESH	3	VIJAYAWADA
ANDHRA PRADESH	4	VISAKHAPATNAM
ANDAMAN & NICOBAR	5	PORT BLAIR
ARUNACHAL PRADESH	6	ITANAGAR/NAHARLAGUN
ASSAM	7	SIVASAGAR
ASSAM	8	GUWAHATI
BIHAR	9	GAYA
BIHAR	10	PATNA
CHANDIGARH (UT)	11	CHANDIGARH/MOHALI/PANCHKULA
CHHATTISGARH	12	RAIPUR
CHHATTISGARH	13	BASTAR / JAGDALPUR
CHHATTISGARH	14	KORBA
DAMAN AND DIU (UT)	15	DAMAN
DELHI	16	DELHI/NEW DELHI
GOA	17	PANAJI/MADGAON/MARGAO
GUJARAT	18	GANDHINAGAR
GUJARAT	19	SURAT
GUJARAT	20	RAJKOT
GUJARAT	21	BHUJ
HARYANA	22	GURUGRAM
HARYANA	23	AMBALA
HARYANA	24	HISSAR
HIMACHAL PRADESH	25	SHIMLA
HIMACHAL PRADESH	26	SOLAN
JAMMU & KASHMIR	27	JAMMU
JAMMU & KASHMIR	28	SRINAGAR (J & K)
JHARKHAND	29	RANCHI
JHARKHAND	30	DEOGHAR (JHARKHAND)
KARNATAKA	31	BENGALURU
KARNATAKA	32	MYSURU (MYSORE)
KERALA	33	THIRUVANANTHAPURAM
KERALA	34	KOCHI
KERALA	35	KOZHIKODE/CALICUT
LADAKH	36	LEH
LAKSHADWEEP	37	KAVARATTI
MADHYA PRADESH	38	BHOPAL
MADHYA PRADESH	39	GWALIOR

STATE	SR. NO	CITY
MADHYA PRADESH	40	JABALPUR
MADHYA PRADESH	41	RATLAM
MAHARASHTRA	42	MUMBAI
MAHARASHTRA	43	NAGPUR
MAHARASHTRA	44	NANDED
MAHARASHTRA	45	DHULE
MAHARASHTRA	46	KOLHAPUR
MANIPUR	47	IMPHAL
MEGHALAYA	48	SHILLONG
MIZORAM	49	AIZAWL
NAGALAND	50	KOHIMA
ODISHA	51	BHUBANESWAR
ODISHA	52	SAMBALPUR
ODISHA	53	BERHAMPUR / GANJAM
PUNJAB	54	AMRITSAR
PUNJAB	55	JALANDHAR
PUNJAB	56	PATIALA/FATEHGARH SAHIB
PUDUCHERRY	57	PUDUCHERRY
RAJASTHAN	58	JAIPUR
RAJASTHAN	59	UDAIPUR
RAJASTHAN	60	BIKANER
RAJASTHAN	61	KOTA
SIKKIM	62	GANGTOK
TAMIL NADU	63	CHENNAI
TAMIL NADU	64	SALEM
TAMIL NADU	65	MADURAI
TAMIL NADU	66	TIRUNELVELI
TELANGANA	67	HYDERABAD/SECUNDERABAD
TELANGANA	68	KHAMMAM
TELANGANA	69	KARIMNAGAR
TRIPURA	70	AGARTALA
UTTAR PRADESH	71	LUCKNOW
UTTAR PRADESH	72	GORAKHPUR
UTTAR PRADESH	73	VARANASI
UTTAR PRADESH	74	AGRA
UTTARAKHAND	75	DEHRADUN
UTTARAKHAND	76	NAINITAL
WEST BANGAL	77	KOLKATA
WEST BANGAL	78	SILIGURI

ANNEXURE -II

Certificate regarding physical limitation to write in an examination

Affix Passport size Photograph of the candidate (same as uploaded on the Online Application Form) duly attested by the issuing authority

Certificate No. _____ Dated

This is to certify that Mr./Ms.

_____

Aged_____ Years, Son/Daughter of Mr./Mrs.

_____

R/o_____

_____

with YET 2022 Application No. _____ and YET 2022 Roll No. _____,has the following Disability (name of the Specified Disability) _____ in (percentage) of _____ (in words) _____ (in Figures).

- **Please tick on the "Specified Disability"**

  (Assessment may be done on the basis of Gazette of India. Extraordinary, Part-II, Section 3 Sub-section (ii), Ministry of Social Justice and Empowerment)

S. No.	Category	Type of Disability	Specified Disability
1.	Physical Disability	Locomotor Disability	a. Leprosy cured person, b. cerebral palsy, c. dwarfism, d. muscular dystrophy, e. acid attack victims.
		Visual Impairment	a. blindness, b. low vision
		Hearing Impairment	a. deaf, b. hard of hearing
		Speech & Language Disability	Permanent disability arising out of conditions such as laryngectomy or aphasia affecting one or more components of speech and language due to organic or neurological causes.
2.	Intellectual Disability		a. specific learning disabilities/perceptual disabilities: Dyslexia, Dysgraphia, Dyscalculia, Dyspraxia & Developmental Aphasia) b. autism spectrum disorder

3.	Mental Behaviour		a. mental illness
4.	Disability caused due to	i. Chronic Neurological Conditions	a. multiple sclerosis b. Parkinson's disease
		ii. Blood disorder	a. Haemophilia, b. Thalassemia, c. Sickle cell disease
5.	Multiple Disabilities		More than one of the above specified disabilities including deaf blindness

This is to further certify that he/she has physical limitation which hampers his/her writing capabilities to write the Examination owing to his/her disability.

Signature

Name: _____

Chief Medical Officer/ Civil Surgeon/ Medical Superintendent
Government Health Care Institution with Seal

Annexure-III

SELF DECLARATION BY THE CANDIDATE IN LIEU OF CATEGORY CERTIFICATE

Name of the candidate: _____

Address:_____

_____

_____

Application Number of YASASVI -2022: _____

Mobile :_____Email ID:_____

Since I have not been able to collect the category certificate on time, I may kindly be allowed to write YASASVI ENTRANCE TEST-2022 provisionally. I hereby declare that I will furnish appropriate Category Certificate (as applicable) at the time of award of scholarship.

I understand that inability to upload the same by the given date and time will lead to cancellation of my candidature and benefit under the YASASVI SCHEME.

Signature of Father/Mother

Name: _____ Date: _____

Signature of Applicant: _____

Date:_____

Annexure IV

Replica of Application Form

yet.nta.ac.in

राष्ट्रीय परीक्षा एजेंसी
National Testing Agency
Excellence in Assessment

Ministry of Education
Government of India

Home | Contact Us

Userful Links

- Information Bulletin New
- Important Dates
- Register
- Login
- National Testing Agency
- Department of Social Justice & Empowerment

Latest

About National Testing Agency (NTA)

MSJ&E, Government of India (GoI) has established the National Testing Agency (NTA) as an independent, autonomous and self-sustained premier testing organization under the Societies Registration Act (1860) for conducting efficient, transparent and international standardized tests in order to assess the competency of candidates for admission to premier Higher Educational Institutions(HEI).

About Ministry of Social Justice and Empowerment(MSJ&E), Govt. of India

MSJ&E, Govt. Of India implements Govt. policies on promotion of activities relating to education, welfare, social justice and empowerment of disadvantaged and marginalized sections of the society viz. Scheduled Castes, Backward Classes, Persons with Disabilities, Senior Citizens and Victims of Drug Abuse etc.

PM Young Achievers Scholarship Award Scheme for Vibrant India (YASASVI)

MSJ&E of the Govt. of India, has formulated a scheme known as PM Young achievers Scholarship Award Scheme for Vibrant India (YASASVI) for award of scholarships to Other Backward Class(OBC) students studying in identified Govt. schools, annual income of whose parents/guardian is not more than Rs. 2.5 lakhs.

The award of scholarships is at two levels:
* For students who are studying in Class IX
* For students who are studying in Class XI

It proposes to conduct an exam for selection of candidates for award of the scholarship under the scheme, which is known as Top Class Schools Scholarship Exam(TCSSE).
MSJ&E of Govt. of India has entrusted the responsibility of conducting the YASASVI (Top Class Schools Scholarship Exam)-2022 to NTA.

राष्ट्रीय परीक्षा एजेंसी
National Testing Agency
Excellence in Assessment

Ministry of Education
Government of India

Candidate Registration Page

Candidate Name

Email

Date of Birth

Day | Month | Year

Password

Create Account

Already have an account? Click here to login

राष्ट्रीय परीक्षा एजेंसी
National Testing Agency
Excellence in Assessment

Ministry of Education
Government of India

Candidate Login Page

Application Number

82564004

Password

••••••••••••

Submit

Dont have an account? Click here to register

राष्ट्रीय परीक्षा एजेंसी
National Testing Agency
Excellence in Assessment

Ministry of Education
Government of India

Dashboard Profile Logout

Preview Form for
PM YASASVI (Top Class Schools Scholarship Exam) 2022

Application form not completed yet, please click here to complete it.

राष्ट्रीय परीक्षा एजेंसी
National Testing Agency
Excellence in Assessment

Ministry of Education
Government of India

Dashboard Profile Logout

Basic Details | Address | Exam Details | Education Details | Other Details | Upload Documents | Upload Photo and Signature

Basic Information

Applicant Full Name*	Nationality*	Date of Birth*
ABC	Indian	15 / 1 / 1995
Gender*	Category*	Mobile*
Female	OBC(NCL)	123456789
Email Id*	Domicile*	Father's Name*
[illegible]	Andaman and Nicobar	CK
Mother's Name*	Identity Type*	Identity Number
GEETA	Aadhar	12345679

Are you a preson with bechmark disabilities*

Yes

Indicate the nature of disability*	Do you need a Scribe/Writer*
Select One	Select One

Save and Next

राष्ट्रीय परीक्षा एजेंसी
National Testing Agency
Excellence in Assessment

Ministry of Education
Government of India

Dashboard Profile Logout

Basic Details | Address | Exam Details | Education Details | Other Details | Upload Documents | Upload Photo and Signature

Permanent Address Details

Complete Address*: G25
State*: Assam
City/District*: Bongaigaon
Pincode*: 226013

Present Address Details

Same as Permanent ☑

Complete Address*: G25
State*: Assam
City/District*: Bongaigaon
Pincode*: 226013

Save and Next

राष्ट्रीय परीक्षा एजेंसी
National Testing Agency
Excellence in Assessment

Ministry of Education
Government of India

Dashboard Profile Logout

Basic Details | Address | Exam Details | Education Details | Other Details | Upload Documents | Upload Photo and Signature

Exam Details

Exam Applied for*: Class IX
Medium opted for the exam*: English

City Choice (One)*: ANDHRA PRADESH (AMARAVATHI)
City Choice (Two)*: ANDAMAN & NICOBAR (PORT BLAIR)
City Choice (Three)*: ANDHRA PRADESH (VISAKHAPATNAM)
City Choice (Four)*: BIHAR (PATNA)

Save and Next

राष्ट्रीय परीक्षा एजेंसी
National Testing Agency
Excellence in Assessment

Ministry of Education
Government of India

Dashboard Profile Logout

Basic Details | Address | Exam Details | **Education Details** | Other Details | Upload Documents | Upload Photo and Signature

Education Details

Class in which studying on the date of the application

Class VIII

State of the School*: ARUNACHAL PRADESH

City/District of the School*: CAPITAL COMPLEX ITANAGAR

Name of the school*: KENDRIYA VIDYALAYA NERIST

% of marks obtained in the final exam in the class

80

Medium of Study*: Tamil

Save and Next

राष्ट्रीय परीक्षा एजेंसी
National Testing Agency
Excellence in Assessment

Ministry of Education
Government of India

Dashboard Profile Logout

Basic Details | Address | Exam Details | Education Details | **Other Details** | Upload Documents | Upload Photo and Signature

Others Details

Education background of parents*: PhD

Occupation of parents*: Service

Annual income of parents/guardian*: Not more than 2.5 Lakhs

How many brothers do you have*: 2

How many sister do you have*: 2

Are you a recipeint of any other scholarship or other benefit under anay other scheme of the State/Central govt.

Please Select*: Yes

Remarks*:

Is/are any of your brother/s or sister/s, receipient/s of a scholarship under this scheme?

Please Select*: No

Save and Next

राष्ट्रीय परीक्षा एजेंसी
National Testing Agency
Excellence in Assessment

Ministry of Education
Government of India

Dashboard Profile Logout

Basic Details | Address | Exam Details | Education Details | Other Details | **Upload Documents** | Upload Photo and Signature

Documents

Income Certificate

Choose File certi.pdf

The maximum file size is 150 kB (kilo bytes) in JPG/ JPEG format only.

Category Certificate

Choose File certi.pdf

The maximum file size is 150 kB (kilo bytes) in JPG/ JPEG format only.

Save and Next

राष्ट्रीय परीक्षा एजेंसी
National Testing Agency
Excellence in Assessment

Ministry of Education
Government of India

Dashboard Profile Logout

Basic Details | Address | Exam Details | Education Details | Other Details | Upload Documents | **Upload Photo and Signature**

Photo and Signature

Photograph

Choose File No file chosen

Face should occupy about 50% of the area in the photograph, and with a full face view looking into the camera directly. The maximum file size is 150 kB (kilo bytes) in JPG/ JPEG format only.

Signature

Choose File No file chosen

Scanned image of Signature, maximum file size is 150 kB (kilo bytes) in JPG/ JPEG format only.

Save and Next

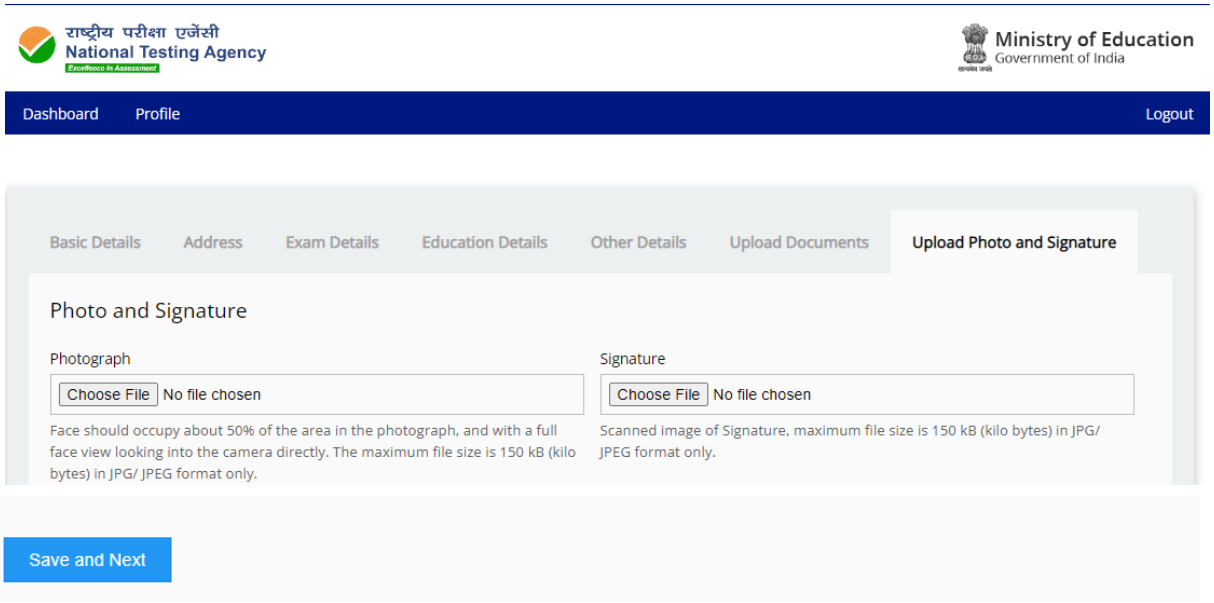
राष्ट्रीय परीक्षा एजेंसी
National Testing Agency
Ministry of Education
Government of India
Dashboard
Profile
Logout
Basic Details
Address
Exam Details
Education Details
Other Details
Upload Documents
Upload Photo and Signature
Photo and Signature
Photograph
Choose File
No file chosen
Face should occupy about 50% of the area in the photograph, and with a full face view looking into the camera directly. The maximum file size is 150 kB (kilo bytes) in JPG/ JPEG format only.
Signature
Choose File
No file chosen
Scanned image of Signature, maximum file size is 150 kB (kilo bytes) in JPG/ JPEG format only.
Save and Next

Young Achievers Scholarship Award Scheme for Vibrant India (YASASVI)

राष्ट्रीय परीक्षा एजेंसी
National Testing Agency

APPLICATION FORM

Young Achievers Scholarship Award Scheme for Vibrant India(YASASVI)

Basic Details					
Application Number	13763803		Applicant Full Name	ABC	
Date of Birth	15-01-1995	Nationality	Indian	Gender	Female
Mobile No	9891511358	Email	nta.sameeksha@gmail.com	Category	OBC(NCL)
Are you a PwD	Yes	Scribe/Writer required?	No	Domicile	Andaman and Nicobar
Father's Name	CK		Mother's Name	GEETA	
Identity Type	Aadhar		Identity Number	12345679	
Permanent Address					
Address	G25	State & District	Assam (Bongaigaon)	Pincode	226013
Present Address					
Address	G25	State & District	Assam (Bongaigaon)	Pincode	226013
Education Details					
Class in which studying on the date of application	Class VIII	Name of the School where the candidate is studying	KENDRIYA VIDYALAYA NERIST	State	ARUNACHAL PRADESH
City	CAPITAL COMPLEX ITANAGAR	% of marks obtained in the final exam in the class in which the student studies in the preceding academic year	80	Medium of study	Tamil
Other Details					
Parents Education	PhD	Parents Occupation	Service	Annual Income of Parents	Not more than 2.5 Lakhs
How many brothers do you have?		2	How many sisters do you have?		2
Are you a recipeint of any other scholarship or other benefit under anay other scheme of the State/Central govt.				Yes, kkk	
Is/are any of your brother/s or sister/s, receipient/s of a scholarship under this scheme?				No	
Application Details					
Exam Applied	Class IX		Medium opted for the exam	English	
Exam City Choices	City One : ANDHRA PRADESH (AMARAVATHI) | City Two : ANDAMAN & NICOBAR (PORT BLAIR) | City Three : ANDHRA PRADESH (VISAKHAPATNAM) | City Four : BIHAR (PATNA)				
Photograph and Signature					
Photograph	सत्यमेव जयते		Signature	सत्यमेव जयते	

Annexure V

Computer Based Test (CBT)

The major examinations being conducted by NTA will be Computer Based Test (CBT). A CBT requires candidates to sit in front of a computer terminal (node) allocated to them against their Roll number and Admit card. After logging the candidate will get detailed instructions for the examinations. At the designated time of start of examination, the candidates will be able to proceed and see the questions on the computer screen using the computer mouse. Candidates will have the option to change / modify/ edit / answers already entered any time during the examination.

Procedure for appearing in Computer Based Test (CBT):

(Sample/mock test will be available on NTA website: www.nta.ac.in for hands on practice)

(a) A computer terminal (node) indicating roll number will be allocated to each candidate. Candidates should find and sit on their allocated computers only. Any candidate found to have changed room/hall or the computer on their own other than the one allotted would lead to cancellation of candidature and no plea in this regard would be entertained.

(b) For login, the candidate will have to enter **login-ID and password**. The computer terminal allotted to the candidate will display WELCOME login screen, Candidate's photograph.

Candidate Login Page

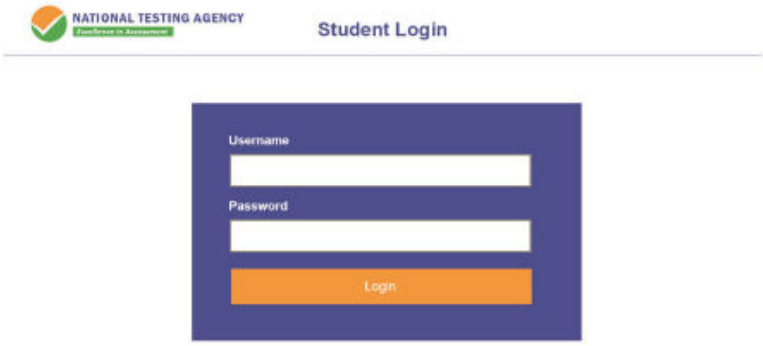

Candidate Welcome Screen

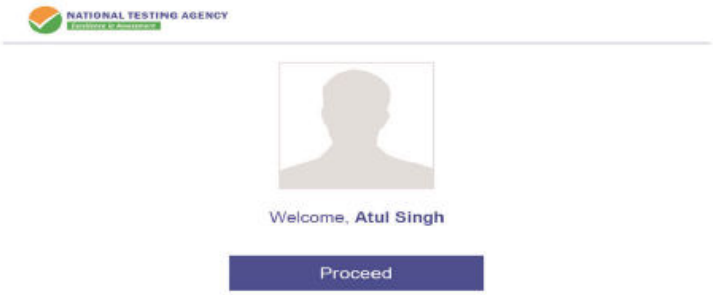

(c) After login, the candidate shall be able to see the detailed instructions for the examination. Candidates are advised to go through the instructions carefully regarding the type of questions and marking scheme. At the designated time of start of the examination, the candidates will be able to proceed and see the questions on the computer screen.

General Instruction Page

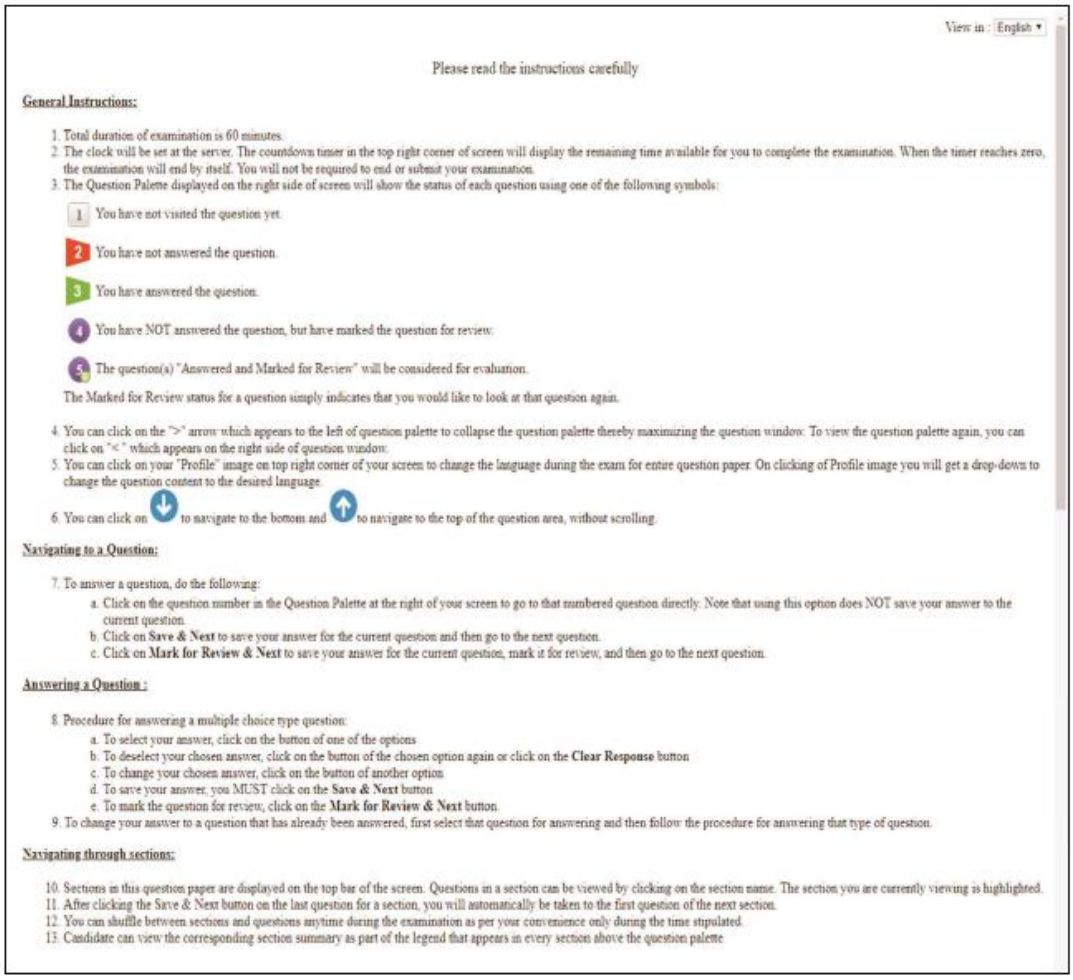

View in : English

Please read the instructions carefully

General Instructions:

1. Total duration of examination is 60 minutes.
2. The clock will be set at the server. The countdown timer in the top right corner of screen will display the remaining time available for you to complete the examination. When the timer reaches zero, the examination will end by itself. You will not be required to end or submit your examination.
3. The Question Palette displayed on the right side of screen will show the status of each question using one of the following symbols:

   1 You have not visited the question yet.

   2 You have not answered the question.

   3 You have answered the question.

   4 You have NOT answered the question, but have marked the question for review.

   5 The question(s) "Answered and Marked for Review" will be considered for evaluation.

   The Marked for Review status for a question simply indicates that you would like to look at that question again.

4. You can click on the ">" arrow which appears to the left of question palette to collapse the question palette thereby maximizing the question window. To view the question palette again, you can click on "<" which appears on the right side of question window.
5. You can click on your "Profile" image on top right corner of your screen to change the language during the exam for entire question paper. On clicking of Profile image you will get a drop-down to change the question content to the desired language.
6. You can click on to navigate to the bottom and to navigate to the top of the question area, without scrolling.

Navigating to a Question:

7. To answer a question, do the following:
   a. Click on the question number in the Question Palette at the right of your screen to go to that numbered question directly. Note that using this option does NOT save your answer to the current question.
   b. Click on **Save & Next** to save your answer for the current question and then go to the next question.
   c. Click on **Mark for Review & Next** to save your answer for the current question, mark it for review, and then go to the next question.

Answering a Question :

8. Procedure for answering a multiple choice type question:
   a. To select your answer, click on the button of one of the options
   b. To deselect your chosen answer, click on the button of the chosen option again or click on the **Clear Response** button
   c. To change your chosen answer, click on the button of another option
   d. To save your answer, you MUST click on the **Save & Next** button
   e. To mark the question for review, click on the **Mark for Review & Next** button.
9. To change your answer to a question that has already been answered, first select that question for answering and then follow the procedure for answering that type of question.

Navigating through sections:

10. Sections in this question paper are displayed on the top bar of the screen. Questions in a section can be viewed by clicking on the section name. The section you are currently viewing is highlighted.
11. After clicking the Save & Next button on the last question for a section, you will automatically be taken to the first question of the next section.
12. You can shuffle between sections and questions anytime during the examination as per your convenience only during the time stipulated.
13. Candidate can view the corresponding section summary as part of the legend that appears in every section above the question palette.

The keyboard attached to the computer, if any, will be disabled during the entire duration of the examination. Depending on the type of question, the answers to questions can either be entered by clicking on the virtual on-screen keyboard (numeric or otherwise) using the computer mouse or by clicking the chosen option(s) using the computer mouse. Candidates will have the option to change/modify answers already entered anytime during the entire duration of the examination.

In case the computer/mouse allotted to any candidate malfunctions anytime during the test, he/she will be immediately allotted another computer system and the time lost due to this will be adjusted in the server so as to give the candidate the full allotted time.

The on-screen computer clock counter of every candidate will be set at the server. The countdown timer in the top right side of computer screen will display the time remaining (in minutes) available for the candidate to complete the examination. When the timer reaches zero, the examination will end by itself. Candidate will not be required to end or submit the examination.

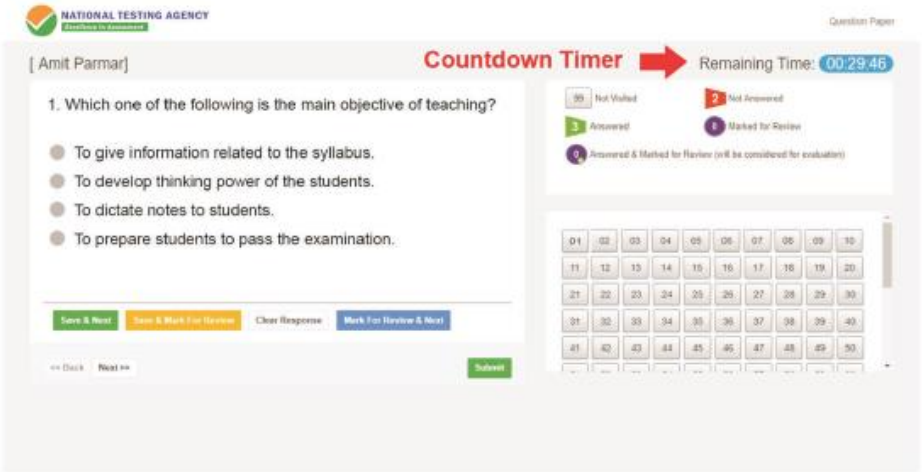

(d) The Question Palette displayed on the right side of screen will show the status of each question using one of the following symbols:

The question(s) “Answered and Marked for Review” status for a question indicates that candidate would like to have a relook at that question again. A candidate has the option of answering a question and simultaneously “Marked for Review”, these answers will be considered for evaluation. However, if a candidate has simply put “Marked for Review” for a question without answering it, the corresponding question marked for review without an answer will not be considered for evaluation. It may be noted that a candidate can return to any “Marked for Review” question any time during the examination by clicking on the corresponding question number icon displayed on the Question Palette of the corresponding section.

(e) Candidate can click on the “>” arrow which appears to the left of question palette to collapse the question palette thereby maximizing the question viewing window. To view the question palette again, candidate can click on “<” which appears on the right side of question window.

(f) Candidate can click on to navigate to the bottom and to navigate to the top of the question area, without scrolling. Using the computer mouse the candidate can scroll up and down the question viewing area for viewing the entire question.

(g) The full paper can be viewed by clicking the “Question Paper” icon on the top right corner of the screen.

(h) Blank Sheets for doing rough work/calculations shall be provided to the candidates. The Blanks Sheets would have a Header page for the candidates to write down his/her Name and Roll Number. All calculations/writing work are to be done only in the Blank Sheets provided at the centre in the examination Room/Hall and on completion of the test candidates must hand over the rough sheets to the invigilator on duty in the Room/Hall.

(i) Navigating to a Question To navigate between questions within a Paper, candidate needs to do the following:

   (a) Click on the question number in the Question Palette at the right of the screen to go to that numbered question directly. Note that using this option does NOT save the answer to the currently displayed question.

   (b) Click on “Save & Next” to save the answer of any question. Clicking on “Save & Next” will save the answer for the current question and the next question will be displayed on the candidate’s computer screen.

   (c) Click on “Mark for Review & Next” to mark a question for review (without answering it) and proceed to the next question.

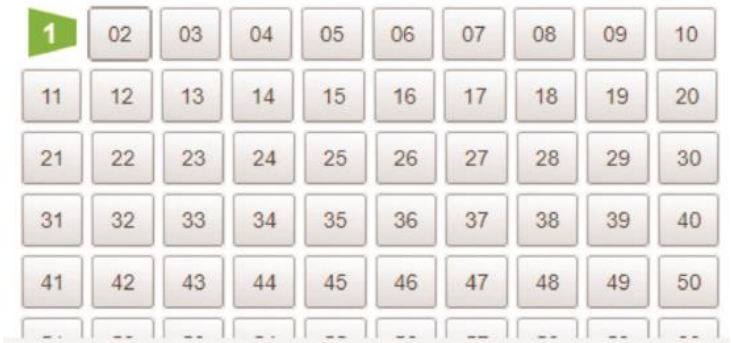

(j) Answering a Question

To navigate between questions within a Paper, candidate needs to do the following:

(i) Procedure for answering a multiple-choice type question**:**

   (a) To select the option(s), click on the corresponding button(s) of the option(s).

(b) To deselect the chosen answer, click on the button of the chosen option again or click on the “Clear Response” button.

(c) To save the answer, the candidate MUST click on the “Save & Next” button.

(d) To mark the question for review (without answering it), click on the “Mark for Review & Next” button.

(k) Navigating through sections:

(i) Sections in the question paper are displayed on the top bar of the screen. Questions in a section can be viewed by clicking on the section name. The section in which candidate is currently viewing will be highlighted.

(ii) After clicking the “Save & Next” button on the last question for a section, candidate will automatically be taken to the first question of the next section.

(iii) Candidate can shuffle between sections and questions within sections anytime during the examination as per the convenience only during the time stipulated.

(iv) Candidate can view the corresponding section summary as part of the legend that appears in every section above the question palette.

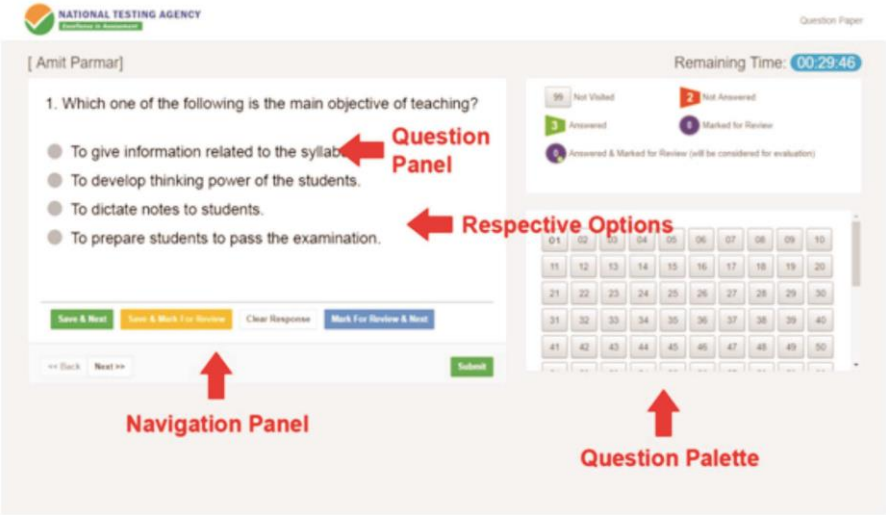

(l) Procedure for answering questions that require inputs from on-screen virtual key board (numeric or otherwise):

(a) Candidate will have to use the on-screen virtual keyboard (that would be displayed just below the question statement of these types of questions) and the attached computer mouse to enter his/her answer in the space provided for answer.

On Screen Virtual Keyboard

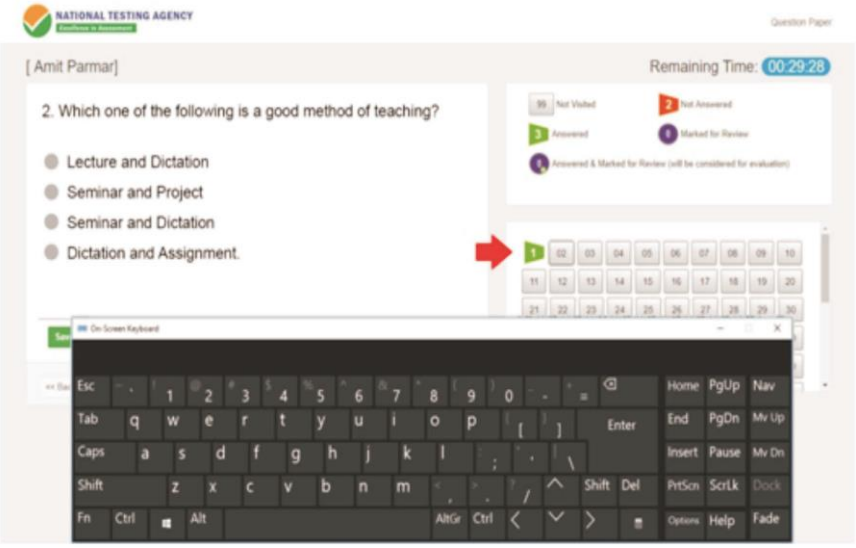

(b) The answer can be changed, if required, anytime during the test. To save the answer, the candidate MUST click on the "Save & Next" button.

(c) To mark the question for review (without answering it), click on the "Mark for Review & Next" button.

Candidate will have the option to change previously saved answer of any question, anytime during the entire duration of the test. To change the answer to a question that has already been answered, first select the corresponding question from the Question Palette, then click on "Clear Response" to clear the previously entered answer and subsequently follow the procedure for answering that type of question.

(m) Rough Work:

All calculations/writing work are to be done only in the rough sheet provided at the centre in the examination Room/Hall and on completion of the test candidates must hand over the rough sheets to the invigilator on duty in the Room/Hall.

National Testing Agency

(An autonomous organization under the Department of
Higher Education, Ministry of Education, Government of India)

Help Line: For Technical support, contact following
duringworking days between 10.00 a.m. and 5.00 p.m.
Website: https://yet.nta.ac.in/
E-mail:-yet@nta.ac.in